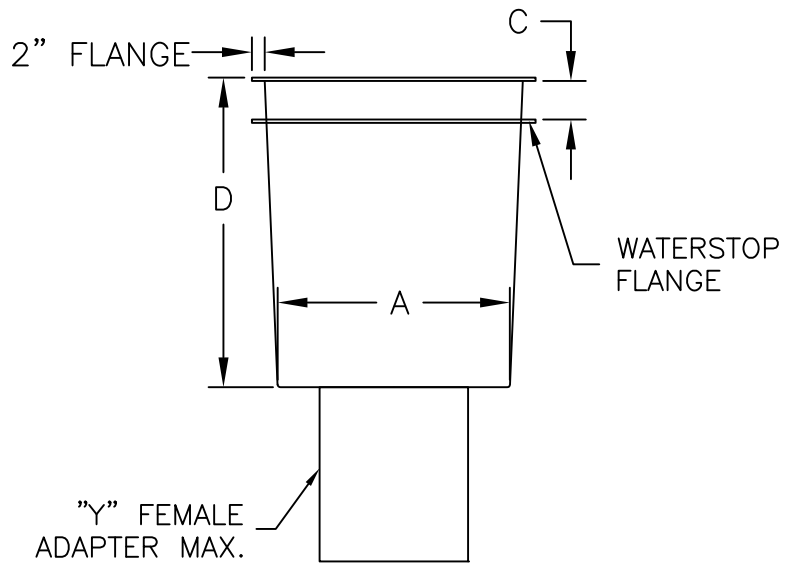
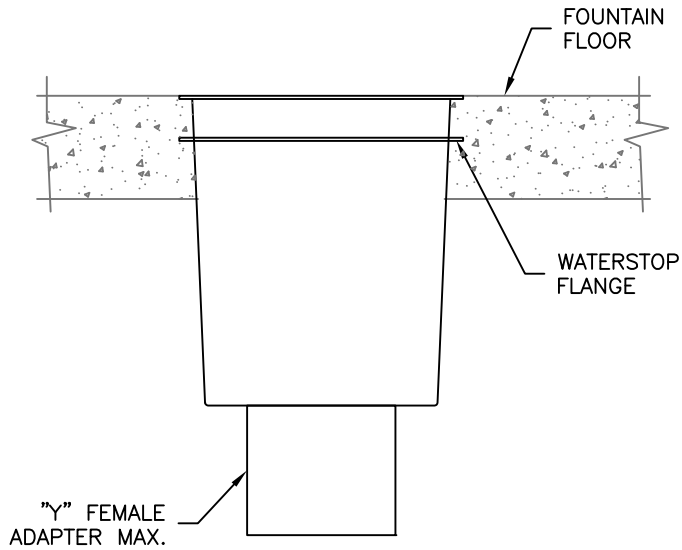


PLAN VIEW



ELEVATION



INSTALLATION DETAIL

SPECIFICATION DATA

FIBERGLASS AND STAINLESS STEEL SUCTION SUMP, CONSTRUCTED OF A MINIMUM OF 6 LAYERS OF HEAVY DUTY FIBERGLASS, BLACK GEL COAT FINISH ON INSIDE, SAND COAT FINISH ON OUTSIDE FOR BETTER ADHESION TO CONCRETE, AND WITH INTEGRAL WATER-STOP FLANGE, INCLUDES INTEGRAL SCHEDULE 80 PVC, COUPLING.

PART NUMBER	PIPE SIZE	FIBERGLASS SUMP - DIMENSION				ANTI-VORTEX PLATE
		A	B	C	D	
DFSS-2430	2"	22"	24"	3 1/2"	24"	DFAV-3024
	3"	22"	24"	3 1/2"	24"	
	4"	22"	24"	3 1/2"	24"	
	6"	22"	24"	3 1/2"	24"	
	8"	22"	24"	3 1/2"	24"	
	10"	22"	24"	3 1/2"	24"	

Plotted: Nov 21, 2012 - 6:39am by DELTA





DELTA FOUNTAINS

11494 COLUMBIA PARK DR.
WEST SUITE #4
JACKSONVILLE, FL 32258

V. (904) 886-9030
F. (904) 886-9089

ARCHITECTURAL &
FLOATING FOUNTAINS

consulting  design  manufacturing 

**MAIN DRAIN SUMP
SQUARE 24" X 24"**

DATE: 08/09
DRAWN BY: CJB
REVISIONS

SHEET NUMBER
F-DFSS-2430