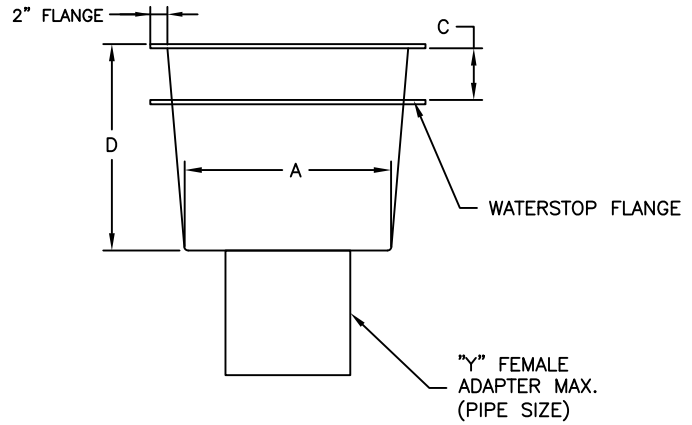
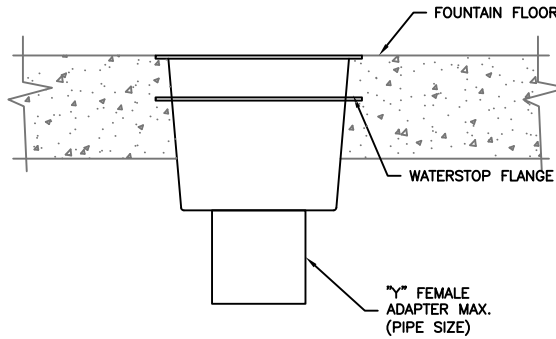


PLAN VIEW



ELEVATION



INSTALLATION DETAIL

SPECIFICATION DATA

FIBERGLASS AND STAINLESS STEEL SUCTION SUMP, CONSTRUCTED OF A MINIMUM OF 6 LAYERS OF HEAVY DUTY FIBERGLASS, BLACK GEL COAT FINISH ON INSIDE, SAND COAT FINISH ON OUTSIDE FOR BETTER ADHESION TO CONCRETE, AND WITH INTEGRAL WATER-STOP FLANGE, INCLUDES INTEGRAL SCHEDULE 80 PVC, COUPLING.

PART NUMBER	PIPE SIZE	FIBERGLASS SUMP - DIMENSION				AV-PLATE PLATE
		A	B	C	D	
DFSS-1214	2"	11"	12"	3 1/2"	12"	DFAV-1412
	3"	11"	12"	3 1/2"	12"	
	4"	11"	12"	3 1/2"	12"	
	6"	11"	12"	3 1/2"	12"	

Plotted: Nov 19, 2012 - 10:46am by DELTA





DELTA FOUNTAINS

11494 COLUMBIA PARK DR.
WEST SUITE #4
JACKSONVILLE, FL 32258

V. (904) 886-9030
F. (904) 886-9089

ARCHITECTURAL &
FLOATING FOUNTAINS

consulting  design  manufacturing

MAIN DRAIN SUMP
SQUARE 12" X 12" X 12"

DATE: 08/09
DRAWN BY: CJB
REVISIONS

SHEET NUMBER
DFSS-1214-12